



AZURE

FROZEN FULL GLASS DOOR INTEGRAL CABINET



AZURE



FROZEN FULL GLASS DOOR INTEGRAL CABINET



Benefits & Specifications:

- User-friendly
- Small footprint with compact design
- Easy access and ergonomic design
- Easily adaptable to changes of product
- Large display area
- Reduces energy consumption with higher evaporation temperature
- Low operating costs
- Wide range of refrigerant options

Dimensions (mm):

Height : 2070
Length : 1250 / 1562 / 1875 / 2343 / 2500
Depth : 878

SYSTEM	OPERATING TEMP. °C	REFRIGERANT
PLUG-IN	-22 / -24	HC
NEGATIVE	-20 / -22	HFC blend HFC / HFO blend

HC: R290 / R1270 • HFC: R407A / R407F / R404A • HFC / HFO: R448A / R449A / R452A

ACCESSORIES




WIRE SHELVES



WIRE BASKET

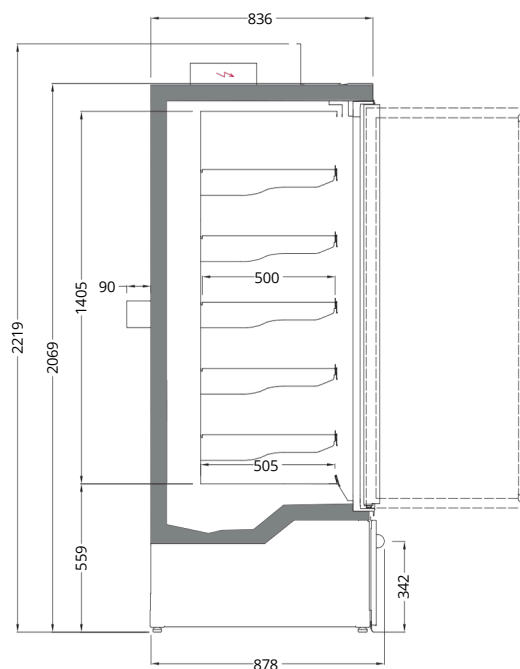


WIRE TRAY & PRODUCT DIVIDER




CABINET UPSTAND

TECHNICAL DATA



AZURE					
Length mm	1250	1562	1875	2343	2500
Doors	2	2	3	3	4

WHERE QUALITY MEETS RELIABILITY



FROST COOLING TRADING
SALES: +971 58 553 8232
OFFICE: +971 58 520 5232
EMAIL: SALES@FROSTCOOLING.AE