



ELBIT SKY

COMBINED FROZEN CABINET WITH GLASS DOOR TOP



Benefits & Specifications:

- Canopyless
- Full length frameless glassdoors
- Complimentary upper and lower sections
- Lower section gives easy, ergonomic access
- Upper section for display and storage
- Ideal for bulk presentations
- Accommodates a wide variety of products
- Makes product replenishment quick and easy
- Designed for modular configurations
- Designed for modular configurations

Dimensions (mm):

Height : 2020 / 2220

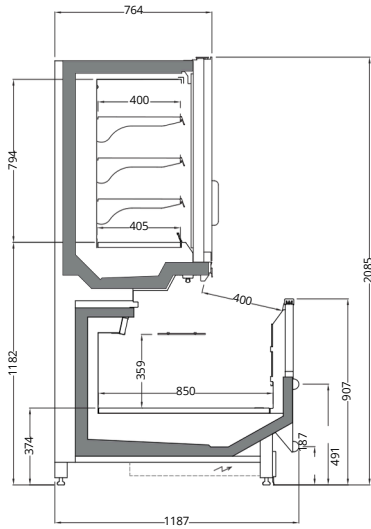
Length : 1875 / 2500 / 3750

Depth : 1160

SYSTEM	OPERATING TEMP. °C	REFRIGERANT
REMOTE	-22 / -24	HFC blend HFC/HFO blend CO ₂

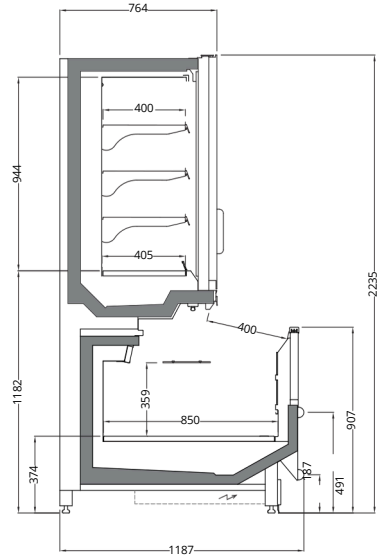
HFC: R407A / R407F / R404A • HFC/HFO BLEND: R448A / R449A / R452A • CO₂: R744

TECHNICAL DATA



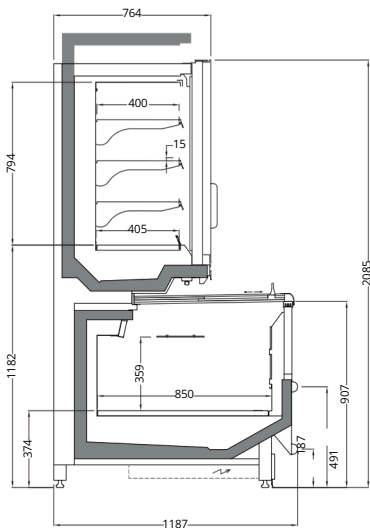
ELBIT SKY 2050

Length mm	1875	2500	3750
Doors	3	4	6



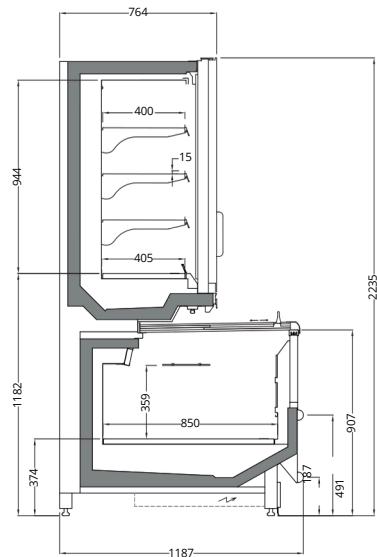
ELBIT SKY 2200

Length mm	1875	2500	3750
Doors	3	4	6



ELBIT SKY 2050



Length mm	1875	2500	3750
Doors	3	4	6



ELBIT SKY 2200

Length mm	1875	2500	3750
Doors	3	4	6

WHERE QUALITY MEETS RELIABILITY



FROST COOLING TRADING
SALES: +971 58 553 8232
OFFICE: +971 58 520 5232
EMAIL: SALES@FROSTCOOLING.AE