



SUBZE

FROZEN FULL GLASS DOOR CABINET



Benefits & Specifications:

- User-friendly design features
- Practical fittings designed for easy installation and maintenance
- Low operating costs
- Easy access and ergonomic design
- Designed for modular configurations
- Easily adaptable to changes of product
- Large display area
- Ideal for products with long shelf life

Dimensions (mm):

Height : 2080 / 2240

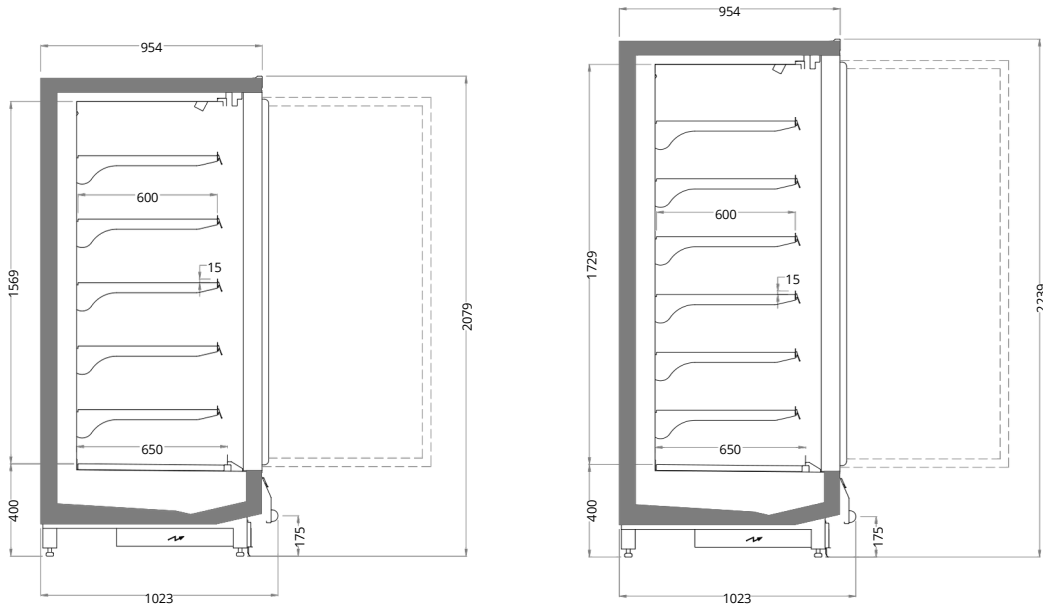
Length : 1562 (2dr) / 2343 (3dr) / 3124 (4dr) / 3905 (5dr)

Depth : 1023

SYSTEM	OPERATING TEMP. °C	REFRIGERANT
REMOTE	-22 / -24	HFC blend HFC / HFO blend CO ₂

HFC: R407A / R407F / R404A • HFC / HFO: R448A / R449A / R452A • CO₂: R744


TECHNICAL DATA



SUBZE 2080				
Length mm	1562	2343	3124	3905
Doors	2	3	4	5

SUBZE 2240				
Length mm	1562	2343	3124	3905
Doors	2	3	4	5

ACCESSORIES



WIRE SHELVES



WIRE BASKET



WIRE TRAY & PRODUCT DIVIDER



CABINET UPSTAND



PANAROMIC SIDE PANEL





SYSTEM DIVIDER



INTERMEDIATE SIDE PANEL

WHERE QUALITY MEETS RELIABILITY



FROST COOLING TRADING
SALES: +971 58 553 8232
OFFICE: +971 58 520 5232
EMAIL: SALES@FROSTCOOLING.AE