



# SUBZE COMBI

COMBINED FROZEN FULL GLASS DOOR CABINET



### Benefits & Specifications:

- User-friendly design features
- Easy access and ergonomic design
- Low operating costs
- Large display area
- Ideal for products with long shelf life

### Dimensions (mm):

Height : 2070 / 2230

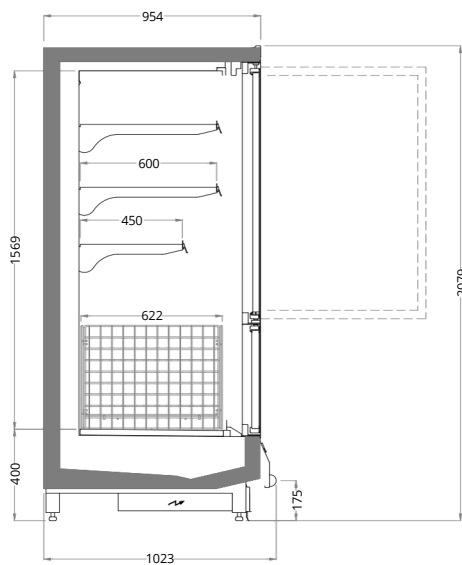
Length : 1562 (2dr) / 2343 (3dr) / 3124 (4dr) / 3905 (5dr)

Depth : 1023

SYSTEM	OPERATING TEMP. °C	REFRIGERANT
REMOTE	-22 / -24	HFC blend HFC / HFO blend CO <sub>2</sub>

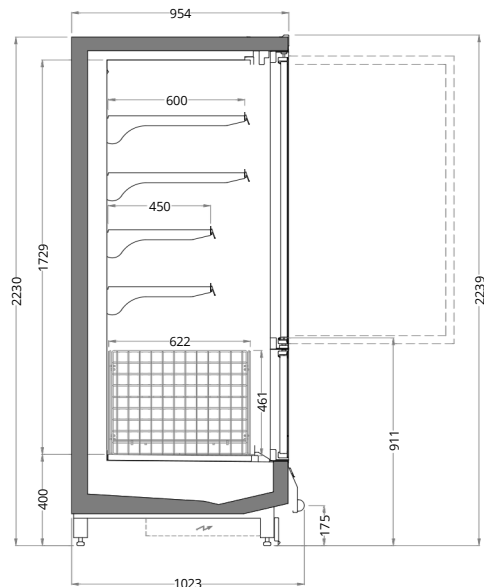
HFC: R407A / R407F / R404A • HFC / HFO: R448A / R449A / R452A • CO<sub>2</sub>: R744

## TECHNICAL DATA



**SUBZE COMBI 2070**


Length mm	1562	2343	3124	3905
Doors	2	3	4	5



**SUBZE COMBI 2230**

Length mm	1562	2343	3124	3905
Doors	2	3	4	5

# WHERE QUALITY MEETS RELIABILITY



**FROST COOLING TRADING**  
SALES: +971 58 553 8232  
OFFICE: +971 58 520 5232  
EMAIL: SALES@FROSTCOOLING.AE